



TRACES

TDS Reconciliation Analysis and Correction Enabling System

e-Tutorial


NSDL Conso File download

Login to TRACES


Home | About Us | Contact Us | Help | Related Links | Login

Search In Keyword

English

 **TDS**
Centralized Processing Cell

TRACES
TDS Reconciliation Analysis and Correction Enabling System




Home Deductor **Help**

Login

User Id* ?

Password* Password is mandatory

TAN for Deductor / PAN for Tax Payer* TAN / PAN is mandatory

Verification Code*  Click to refresh image

Enter text as in above image* Verification Code is mandatory

For Deductors:

- If you are not yet registered in TRACES, you may login for first time with existing User Id & Password as provided by TIN and your TAN
- If you are unable to login with TIN User Id & Password, please register as new user in TRACES
- If you are already registered in TRACES, please login with your registered User Id, Password & TAN

For Tax Payers:

- If you are already registered in TRACES, please login with your registered User Id (PAN), Password & PAN else register as new user

Common Note:

Click on help ion next to each field for more details

For more details on any screen, click on Help icon

Enter userid and password

Password is mandatory

TAN / PAN is mandatory

Enter TAN / PAN

Click to refresh image

Verification Code is mandatory

Enter the text as displayed in Verification Code

- For first time login to TRACES, migrated user from TIN must enter the User Id and Password for their TAN Account in TIN




Landing Page

Home | About Us | Contact Us | Help | Related Links ▾ | Login

Search In Keyword 🔍

A A A

English ▾



[Dashboard](#) [Statements / Payments](#) [Defaults](#) [Communications](#) [Downloads](#) [Profile](#)

Welcome Prachi Jain, you have logged in on 12-Jan-2012 at 12:30 PM ?

i You have logged into TRACES from IP <IP address>. Your last login was on 01-Jan-2012 at 02:00 PM

Quick Links




- [View Default Summary](#)
- [Request for TRACES Offline Correction File](#)
- [Upload Correction Statement](#)
- [File Correction](#)
- [Inbox](#)
- [Requested Downloads](#)

Welcome to TRACES!

TRACES is a user-friendly application that will help you to manage your TDS / TCS account. Some of the functionalities available through TRACES are listed below.

- Dashboard view presenting summary of your account
- Statements / Payments
 - View status of statements, challan status and challan consumption details
 - View TDS-TCS Credit for a PAN and verify PAN of Tax Payer
 - Download TRACES Offline Correction File (consolidated file for a statement)
- Defaults
 - View default summary details

Customer Care


-  011 123 456 7890
-  011 123 456 7891
-  contactus@tdscpc.gov.in

Landing page will be displayed


Select from Menu

Home | About Us | Contact Us | Help | Related Links ▾ | Logout

Search In Keyword 🔍 A A A 📄 🇮🇳 English ▾

 **TDS**
Centralized Processing Cell

TRACES
TDS Reconciliation Analysis and Correction Tool


Government of India
Income Tax Department

Dashboard | **Statements / Payments** | Defa | **Profile**

Welcome PRAKASH SHAMLAL D Oct-2012 at 10:29 PM

Request for NSDL Conso File

You have logged into TRACES. You last logged in on: 03-Oct-2012 at 10:29 PM

Quick Links

- Challan Status
- Statement Status
- Request for Justification Report Download
- Request for NSDL Conso File
- Download Form 16 / 16A

Welcome to TRACES!

TRACES is a user-friendly application that will help you to manage your TDS / TCS account. Some of the functionalities available through TRACES are listed below.

- Dashboard view presenting summary of your account
- Statements / Payments
 - View status of statements, challan status and challan consumption details
 - View TDS-TCS Credit for a PAN and verify PAN of Tax Payer
 - Download e-form (consolidated file for a statement)

Customer Care

- 📞 011 123 456 7890
- 📄 011 123 456 7891
- ✉️ support@cpctds.com

Under 'Statements / Payments', click on 'Request for NSDL Conso File' to place download request

Enter Search Criteria

The screenshot shows the TRACES web application interface. At the top, there is a navigation bar with links for Home, About Us, Contact Us, Help, Related Links, and Logout. A search bar is present with the text 'Search In Keyword' and a magnifying glass icon. To the right of the search bar are three font size adjustment buttons (A, A, A) and a language dropdown menu set to 'English'. Below the navigation bar, the TDS logo (Centralized Processing Cell) and the TRACES logo (TDS Reconciliation Analysis and Correction Enabling System) are displayed. The Government of India Tax Department logo is also visible. A navigation menu includes Dashboard, Statements / Payments (highlighted), Defaults, Downloads, and Profile. A Help icon is circled in orange with a callout box that says 'Click on Help icon for help text for this screen'. Below the navigation menu, a welcome message reads: 'Welcome EDUCATION, You have logged in on 18-Jan-2013 at 01:48 PM'. The main heading is 'Request for NSDL Consolidated File'. A notice states: 'Please note that Conso files being presently generated in TRACES are for Regular Statements filed upto 06-Jan-2013 and the Correction Statements filed upto 31-Oct-2012. The consolidated files for Correction Statements filed after 31-Oct-2012 shall be available after 22-Jan-2013.' Below the notice, there is a link: 'Click here to download e-Tutorial for submitting download request for NSDL Conso File'. At the bottom, there is a form with three dropdown menus: 'Financial Year' (set to '--Select--'), 'Quarter' (set to '--Select--'), and 'Form Type' (set to '--Select--'). A 'Go' button is located to the right of the dropdown menus. A callout box points to the dropdown menus with the text: 'Select Financial Year, Quarter and Form Type for which NSDL Conso File is required and click on 'Go''.


- Validation screen will be presented on click of 'Go'
- Request for NSDL Consolidated File can be submitted only if:
 - Selected statement has been not filed as paper return and
 - A correction statement has not been filed in TRACES for the selected statement
- This file cannot be uploaded to TRACES

Token Number Details


Home | About Us | Contact Us | Help | Related Links | Logout

Search In Keyword

English

 **TDS**
Centralized Processing Cell

TRACES
TDS Reconciliation Analysis and Correction Enabling System



Dashboard | Statements / Payments | Defaults | Downloads | Profile | Help

Welcome PRACHI JAIN ; You have logged in on 15-Jan-2013 at 01:39 PM

Please enter Token Number of Regular Statement Filed for Financial Year, Quarter and Form Type mentioned below

i Authentication code is generated after you fill in the below details and submit. If you have already generated the Authentication Code today for this statement, please enter and proceed else fill in the details below

Authentication Code

[Proceed with Authentication Code](#)

i If you do not have Authentication Code, please fill in the details below

Form Type	24Q
Financial Year	2011-12
Quarter	Q1
Token Number / Provisional Receipt Number (PRN)*	<input type="text"/>

Enter Authentication Code if the validation is done earlier and you have the Authentication Code

Enter Token Number of only Regular (Original) Statement corresponding to the Financial Year, Quarter and Form Type displayed above

Token Number Details (Contd.)

PART 1. Challan Identification Number (CIN) Details / Transfer Voucher Details as quoted in the above Statement

Please select if you have mentioned no challan except NIL challan(s) (Challan(s) with zero challan amount). It is mandatory to enter unique PAN-Amount Combination in PART 2 for NIL Challan.

Please select if the payment was done by book adjustment (for Government Deductors)

i Please enter a Challan with BIN details if there is no such Challan, mention a valid PAN-Amount combination with at least one valid PAN-Amount combination and also mention a valid PAN-Amount combination corresponding to the statement mentioned above. If there is no such challan, mention a valid PAN-Amount combination in the PAN Details section below.

Guide to identify a suitable challan

BSR Code / Receipt Number* ?

Date on which Tax Deposited* (dd-mmm-yyyy; e.g., 12-Dec-1980) ?

Challan Serial Number / DDO* Serial Number (5 digits; e.g., 00053) ?

Challan Amount / Transfer Voucher* Amount (₹)(e.g., 1987.00) ?

PART 2. Enter Unique PAN-Amount Combinations for the Challan / Transfer Voucher entered above

Please select if you do not have any Valid PAN corresponding to above Challan details

i Please enter three distinct PAN-Amount combinations corresponding to the challan details mentioned above. If there are less than three PANs corresponding to the specified challan, mention (one or two) PAN-Amount combinations.

Guide to identify the Unique PAN-Amount Combinations

PAN as in Statement ?

Total Amount Deducted / Deposited (₹) ?

Tick in Check Box for NIL Challan or Book Adjustment

Government deductors not having BIN details tick here and need not provide BSR and Challan Serial Number below

Click on Guide to select suitable Challan option

Enter CIN details for a challan used in the statement

Tick here if you do not have any Valid PAN corresponding to above Challan details

Click on Guide to select suitable PAN amount Combinations

PANs entered must be those for which payment has been done using the CIN / BIN entered on this screen

Notes for Validation Screen

- Authentication code is generated when you clear validation details for a statement for certain functionalities such as Download Form 16 / 16A, Download NSDL Conso File, Download Justification Report, etc. Authentication code generated for a particular statement will be valid for the calendar day (i.e., an authentication code generated on 10-Dec-2012 can be used only on 10-Dec-2012 to clear validation details for the same statement. It will not be valid the next day).
- Validation will be bypassed for the same statement within the same session
- Token Number must be of the statement of the FY, Quarter and Form Type displayed on the screen
- CIN details must be entered for the challan which is deposited and mentioned in the statement corresponding to the FY, Quarter and Form Type mentioned above
- Transfer Voucher details to be entered for government deductors
- Amount should be entered in two decimal places (e.g., 1234.56)

Notes for Validation Screen


- Maximum of 3 distinct PANs and corresponding amount must be entered
- If there are more than three such combinations in the challan, user can enter any 3
- If there less than three such combinations in the challan, user must enter all (either one or two)
- PAN mentioned must be that for which payment has been done using the challan / Transfer Voucher mentioned on this screen

Authentication Code Screen


Home | About Us | Contact Us | Help | Related Links | Logout

Search In Keyword

English

 **TDS**
Centralized Processing Cell

TRACES
TDS Reconciliation Analysis and Correction Enabling System



[Dashboard](#) [Statements / Payments](#) [Defaults](#) [Downloads](#) [Profile](#)

Welcome PRACHI JAIN , You have logged in on 09-Jan-2013 at 03:17 PM

Details validated for Form 26Q of FY 2010-11 and Quarter Q4.
Authentication code valid for today is 4eDRZM
Please copy and save the code given below.

Copy from:

This code is valid for today for this FY, Quarter and Form Type and can be reused for the following requests for this statement:

- Download Intimation
- Request for TRACES Offline Correction File
- Request for NSDL Conso File
- View Default Summary
- File Correction
- Request for Justification Report download
- Upload Correction Statement
- Download Form 27A
- Download Form 27D

Authentication Code will be available here


Request Number Screen

Home | About Us | Contact Us | Help | Related Links | Logout


Search In Keyword

A A A

English

 **TDS**
Centralized Processing Cell

TRACES
TDS Reconciliation Analysis and Correction Enabling System


सत्यमेव जयते
Government of India
Income Tax Department

[Dashboard](#) | [Statements / Payments](#) | [Defaults](#) | [Downloads](#) | [Profile](#)

Welcome **PRACHI JAIN** , You have logged in on 09-Jan-2013 at 03:17 PM

[?](#)

Download Request Confirmation

Request for Form 16A has been submitted. Request Number is 61901. The file will be available in 'Downloads' section.

Request Number will be available here

Copyright © 2012 Income Tax Department | [Terms and Conditions](#) | [Privacy Policy](#) | [Hyperlinking Policy](#) | [Feedback](#) | [Sitemap](#)

Request Number Screen


The screenshot displays the TRACES (TDS Reconciliation Analysis and Correction Enabling System) web application. The user is logged in as EDUCATION (INDIA) PRIVATE LIMITED. The 'Downloads' menu is open, showing options for 'Requested Downloads', 'Form 16', and 'Download Challan Status'. A callout box with an orange border points to the 'Requested Downloads' option, containing the text: 'Click on 'Requested Downloads' under 'Downloads' menu to download the NSDL Conso File'. The interface includes a navigation bar with 'Dashboard', 'Statements / Payments', 'Defaults', 'Downloads', and 'Profile'. A 'Quick Links' sidebar on the left lists 'My Home', 'Challan Status', 'Request for Justification Report Download', 'Request for NSDL Conso File', and 'Download Form 16 / 16A'. The main content area shows a 'Welcome to TRACES!' message and a list of functional areas: Dashboard, Statements, Downloads, and Profile. The 'Downloads' section lists 'Download requested files' and 'Download Form 16 / 16A'. The footer contains copyright information for 2012 Income Tax Department and links to Terms and Conditions, Privacy Policy, Hyperlinking Policy, Feedback, and Sitemap.

- File will be available in 'Requested Downloads'


Search File to Download

Home | About Us | Contact Us | Help | Related Links | Logout

Search In

 **TDS**
Centralized Processing Cell

TRACES
TDS Reconciliation Analysis and Correction Enabling System


सत्यमेव जयते
Government of India
Income Tax Department

[Dashboard](#) | [Statements / Payments](#) | [Defaults](#) | **[Downloads](#)** | [Profile](#) | [Help](#)

Welcome EDUCATION , You have logged in on 18-Jan-2013 at 01:34 PM

Files Requested For Download

Attention Deductors:
For TDS certificates being downloaded after 18th January 2013:
While generating PDFs, if you are getting a message "The Input file is tampered" then it might be because
i) The Input File is tampered; OR
ii) You need to install Version 1.1 of the utility. Please uninstall the old version, download the PDF Utility version 1.1 and install the same

Filter requests by entering search criteria

Search Option 1 | **Search Option 2**

Request No.

Request Date From To
(dd-mmm-yyyy; e.g., 12-Dec-1980)

Click on 'View All' to view all download requests

[View All](#)

To generate Form 16 / 16A in PDF format you will need TRACES PDF Generation Utility. [Click here](#)

Copyright © 2012 Income Tax Department | [Terms and Conditions](#) | [Privacy Policy](#) | [Hyperlinking Policy](#) | [Feedback](#) | [Sitemap](#)

Click on 'View All' to view all download requests

Enter Request Number (Search Option 1) or Request Date (Search Option 2)

Search Results

Search Option 1


Request Number


Search Option 2

Request Date
(dd-mmm-yyyy)

From

To


 Click on 'View All' to view all download requests

 Click on a row to proceed

Click on a row to select it

Request Date	Request Number	Financial Year	Quarter	Form Type	File Processed	Status
25-Oct-2012	2244	2008-09	Q2	26Q		

Search Results (contd.)

 Click on a row to proceed

Request Date	Request Number	Financial Year	Quarter	Form Type	File Processed	Status
25-Oct-2012	2244	2008-09	Q2	26Q		

Click on the buttons to download file

Page 1 of 1 View 1 - 1 of 1

[HTTP Download](#) [Download Manager](#)

- **HTTP Download** is useful to download small files. It will directly download file for the user
- **Download Manager** is useful to download large files and where internet bandwidth is slow. This will launch a window, which will download an applet. The Applet is a large file, hence first time download might take time. But for subsequent requests, it should load immediately. User can use this tool to download file. This tool has the ability to resume download in case of failure